

Welcome Pack | EXTERNAL

Drive: Let's Get You Started

When employees self-report mileage, it can lead to errors, fraud, and unnecessary costs. Drive captures mileage automatically to help your organization track and document distances with ease.

Overview

Drive at a Glance


Drive at a Glance

Mileage is one of the top ten largest employee spend categories, yet companies still rely on employee estimates for reimbursement. When you take control of mileage with Drive you improve:



Cost Savings

See potential savings of 20-30% for mileage reimbursement with more accurate mileage information.



Visibility

Get more comprehensive data faster, so you can avoid surprises and minimize complex accruals.




Compliance

Reduce fraud and reporting errors, have HMRC-compliant documentation, and be ready for audits.

Overview

How Drive Works

How Drive Works

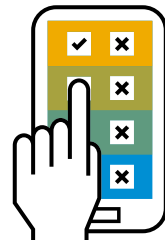
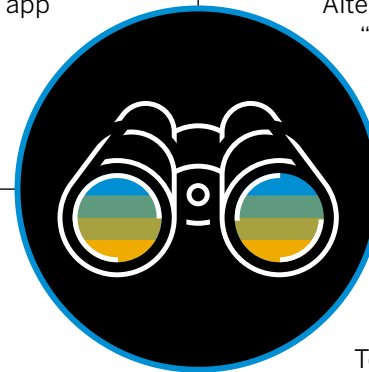



Download the SAP Concur App

Drive is an SAP Concur app feature that enables users' mobile devices to capture mileage for them. Users can download the app from the [App Store](#) or [Google Play](#).

Set Detection Preferences

Users can choose to record mileage automatically on selected days and times. Alternatively, they can choose "User-Initiated" to start and stop detection manually.

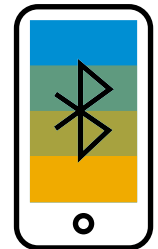


Set Expensing Preferences

Users can choose to automatically upload completed trips to Concur Expense, so they're ready to create their expense reports. Alternatively, they can choose to send trips manually.

Improve Accuracy

To improve accuracy, users can connect Drive to their cars via Bluetooth. This helps to prevent mileage capturing while using transportation other than their own.



Overview

Support and Assistance

Get Dedicated Personal Help Every Step of the Way



Comprehensive Admin Resources

The [Drive Adoption Strategy Guide](#) has guidance, templates, and more to help you promote adoption of Drive in your organization, so you can improve your insight into mileage.



User-Friendly Employee Training

The [Drive End-User Toolkit](#) gives your users the knowledge and skills required to capture business mileage with Drive using iPhone and Android phones and tablets.

Did you know?

We also have easy to follow video clips – [like this one](#) – to help steer users in the right direction and bolster the adoption of Drive in your organization.

Overview


Protecting Privacy

How Drive Protects Privacy



Visibility in Concur Expense

Your organization only has access to captured routes that users have officially submitted and uploaded to Concur Expense. Data that isn't part of a captured route isn't stored.



Correct Captured Routes

Users can delete any captured routes up until the point they decide to submit them for reimbursement. Once routes are submitted, they become visible to approvers and auditors.

- Customizing Drive
 - Customization Overview

Customizing Drive and Maximizing Its Functionality

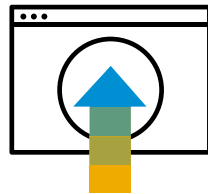
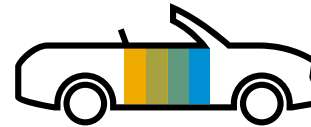


Using Drive Across the Globe

Drive supports 12 languages and measures distances in miles and kilometers, so you can use it around the world.

Separating Business and Personal Travel

Users can mark a trip as either business or personal and easily remove personal trips from expense reports.



Uploading Mileage to Concur Expense

Users can choose to automatically upload trips to Concur Expense or get a reminder when a trip ends.

Customizing Drive

Capture Mileage Automatically

Capture Mileage Automatically

To enable Drive to automatically capture mileage, users can simply:

- Open the SAP Concur app
- Select Mileage > Settings > Scheduled
- Configure working hours by toggling days on and off
- Use the sliding scale to adjust start and stop times



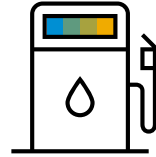
Smart sensors automatically begin and end distance capturing whenever the vehicle starts and stops during selected times.



Customizing Drive

User-Initiated Settings

User-Initiated Settings



Capture Mileage Manually

To start and stop Drive manually, open the SAP Concur mobile app and select **Mileage > Settings > User Initiated**. To begin capturing, select **Mileage > Start** and to end a trip select **Mileage > Stop**.



Enable Bluetooth¹

Users can connect Drive to their car's Bluetooth, so mileage is only captured when they're in their vehicle. This helps avoid mistaken mileage capture while on the train or sharing a car with a co-worker.



Enable Motion¹

IOS users can turn on Motion. This stops Drive from capturing movement under 8 mph (12 kph). This helps filter out activities such as walking or running and improves accuracy of capture.



Delete Trips

To delete personal trips, go to the queue, slide the line item to the right, and select Delete. This is useful when users run a personal errand at lunchtime or simply have a day off.



Creating Expense Reports²

Users can choose to have a trip automatically uploaded to Concur Expense as soon as it's complete. If they prefer, they can manually upload trips when they choose.

¹ Find in Improve Accuracy section in Drive Settings

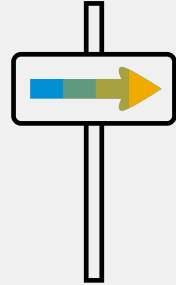
² Manage in Settings in Drive

Customizing Drive

User Adoption Resources

Resources to Enhance User Adoption

Here are some handy resources you can send to your users to show them the power of Drive:



Help them understand the value of automated mileage capture and download this [digital signage](#).



It's easy to get started with our step-by-step setup guide – all they need to do is check out this [set up guide](#).



Users can quickly get up to speed and learn what they need to know about Concur Drive by completing [this course](#).

Contact Us

Thank You

With Drive we hope you can improve your employee experience, free up resources for more value-added activities, reduce fraud and reporting errors, improve compliance, and get visibility into a previously self-reported expense category.

Ongoing Support

Got a question or need advice? Just ask your SAP Concur representative.

Systems Issues

Visit the [support page](#) to raise a case and/or ask your Service Coordinator.



Follow Us



www.concur.com

Welcome Pack: Drive enUS (22/02)

© 2022 SAP SE or an SAP affiliate company. All rights reserved.

No part of this publication may be reproduced or transmitted in any form or for any purpose without the express permission of SAP SE or an SAP affiliate company.

The information contained herein may be changed without prior notice. Some software products marketed by SAP SE and its distributors contain proprietary software components of other software vendors. National product specifications may vary.

These materials are provided by SAP SE or an SAP affiliate company for informational purposes only, without representation or warranty of any kind, and SAP or its affiliated companies shall not be liable for errors or omissions with respect to the materials. The only warranties for SAP or SAP affiliate company products and services are those that are set forth in the express warranty statements accompanying such products and services, if any. Nothing herein should be construed as constituting an additional warranty.

In particular, SAP SE or its affiliated companies have no obligation to pursue any course of business outlined in this document or any related presentation, or to develop or release any functionality mentioned therein. This document, or any related presentation, and SAP SE's or its affiliated companies' strategy and possible future developments, products, and/or platforms, directions, and functionality are all subject to change and may be changed by SAP SE or its affiliated companies at any time for any reason without notice. The information in this document is not a commitment, promise, or legal obligation to deliver any material, code, or functionality. All forward-looking statements are subject to various risks and uncertainties that could cause actual results to differ materially from expectations. Readers are cautioned not to place undue reliance on these forward-looking statements, and they should not be relied upon in making purchasing decisions.

SAP and other SAP products and services mentioned herein as well as their respective logos are trademarks or registered trademarks of SAP SE (or an SAP affiliate company) in Germany and other countries. All other product and service names mentioned are the trademarks of their respective companies.

See www.sap.com/trademark for additional trademark information and notices.