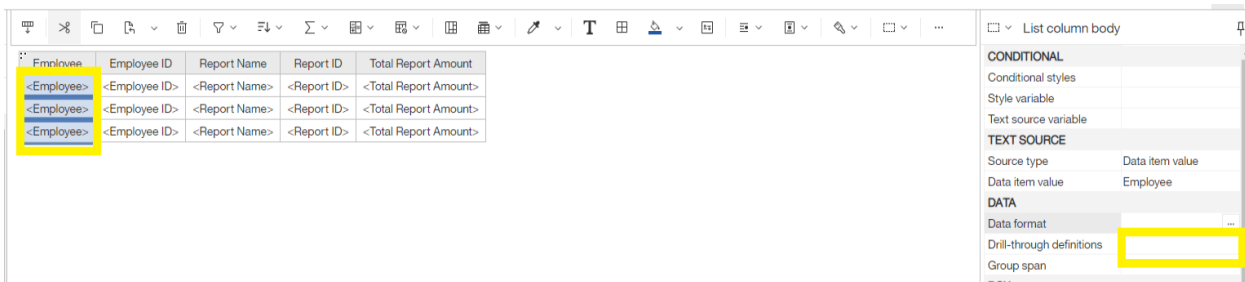


# How to Create a Report with Bookmark Drill-Throughs | Adding a link to the same data item on another page

Bookmark drill-throughs are typically used to simplify navigation. They allow the person viewing the report to be able to click on a link on a summary page linking to details on a separate page.

After creating a 2-page report, follow these steps in report studio to utilize bookmark drill-throughs. Be sure that the data item you want to link on is a unique identifier like a key or id. Also, be sure that this data item is included in the queries associated to the items in both pages.

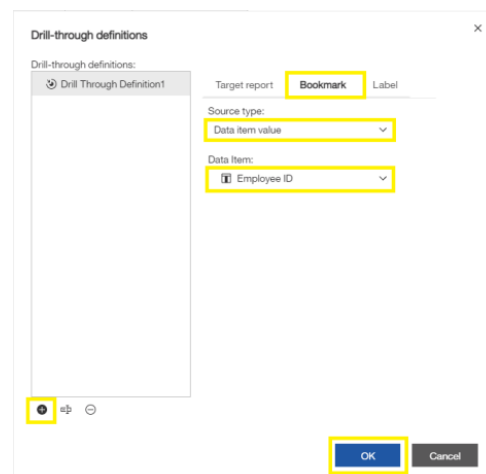
1. On Page1 (typically the summary page), select the column where you would like the link to appear.
2. In the properties pane, scroll to **Drill-Through Definitions** and double click or click the ellipses.





3. Add a new Drill-Through  and choose the **Bookmark** tab.


4. Set **Source Type** to **Data Item Value**.

5. Set **Data Item** to the unique data item that you will be linking on, click **OK**.

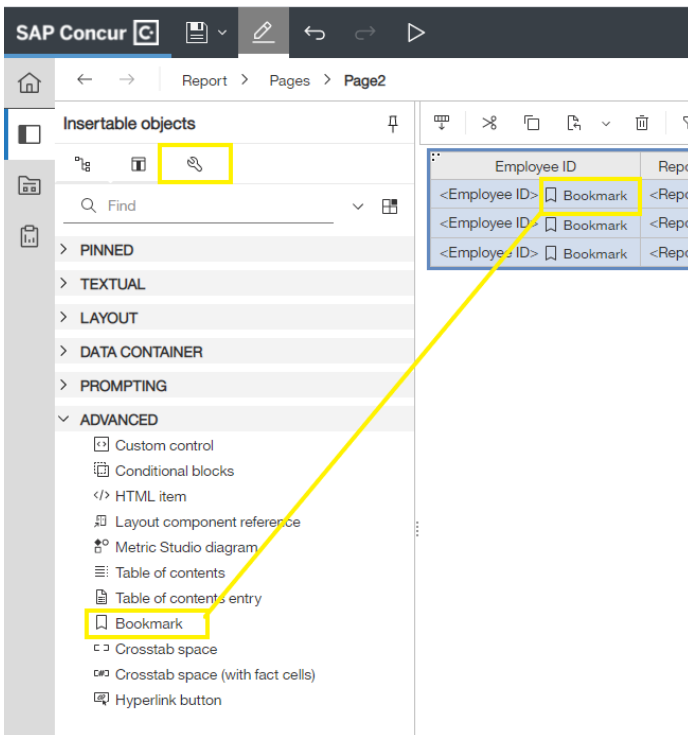


6. Open the second page.

7. Unlock  the report. After you click on it, the icon should change to look like this .



8. Insert a **Bookmark** from the toolbox next to the data item.



9. Click on the bookmark that was added to the report.

10. Set the **Bookmark** property for **Source Type** to **Data Item Value**.

11. Make sure data item value matches the value set in step 5.

For additional reporting resources, visit the [Reporting Hub](#) on SAP Concur Community.

## ABOUT SAP CONCUR

SAP® Concur® is the world's leading brand for integrated travel, expense, and invoice management solutions, driven by a relentless pursuit to simplify and automate these everyday processes. The highly-rated SAP® Concur® mobile app guides employees through business trips, charges are directly populated into expense reports, and invoice approvals are automated. By integrating near real-time data and using AI to analyze transactions, businesses can see what they're spending, improve compliance, and avoid possible blind spots in the budget. SAP Concur solutions help eliminate yesterday's tedious tasks, make today's work easier, and support businesses to run at their best.

Learn more at [concur.com](https://concur.com) or at the SAP Concur [blog](#)

THE BEST RUN 